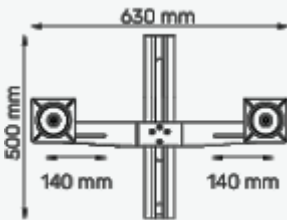


# X500 EPR Powered PC Cart (twin screen)

**Product code:** 403502

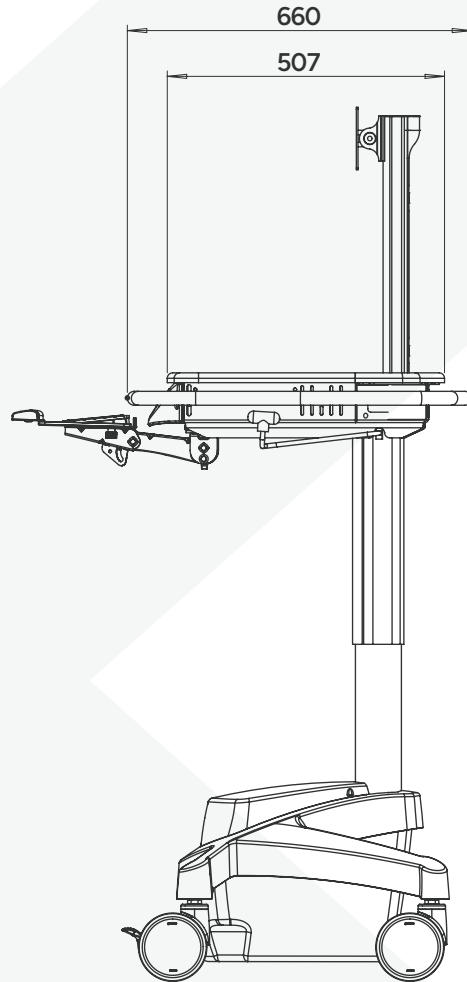
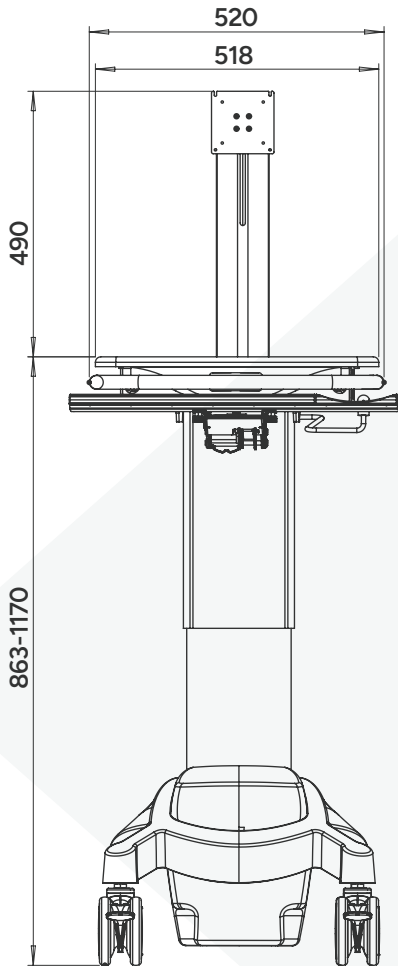
## Specifications:

Overall dimensions	540W x 650D
Worktop dimensions	518W x 348D
Worksurface height	863 - 1177mm
Weight	60kg
Battery options	12.8V 20Ah (256Wh) LiFePO4 (for 4-5 hour run time)  12.8V 45.6Ah (584Wh) LiFePO4 (for 10-12 hour run time)
Charge time	2.5 hours to 100% (1.5m coiled charging cable supplied)
Cycle life	>2,000 cycles until 80% capacity
VESA/laptop mount	1x 100x100 with quick release
Monitor stand	 <p>Max Load 15kg total Max Display size 2x 24"</p>
Height adjustment	Manual (lever) or Electric (button integrated into worksurface)
PC compartment	4 gang electrical socket supplied for 'plug and play'
Material/upholstery/ fabrication	80% powder coated steel 20% aluminium
Certifications	IEC 60601 inverter, UN 38.3; IEC 62133-2:2017
Accessories	See brochure
Options	with keyboard tray 501101
Colour/finish	RAL 9016 White Gloss
Castors	4x 125mm twin medical grade (2 braked)
Maintenance/cleaning	Exura Cleaning Guide available on request
Warranty	3 Year standard, extended 5 year optional

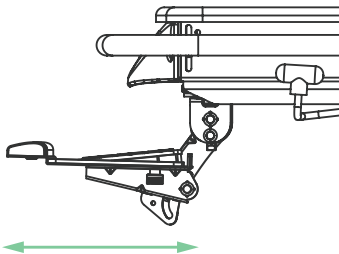


# X500 EPR Powered PC Cart (twin screen)

## Dimensions:

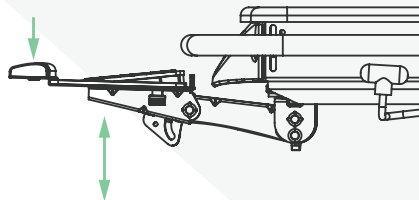


## Keyboard tray adjustment:



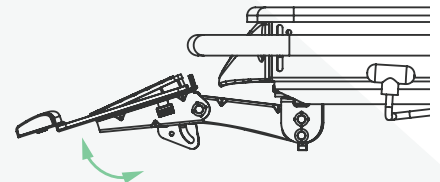
### Slide

Slide the tray under the work surface for easy storage when the cart is mobile or not in use.



### Lift

Adjust the height of the tray by squeezing the front lever up towards the keyboard.



### Tilt

By squeezing the front lever you can also tilt the keyboard tray to the desirable position.